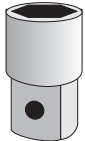





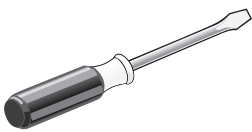
Hardware & Accessories

Ratchets, Sockets and Socket Adapters




Description	Part Number	Weight
Reversible ratchet handles:		
3/8" drive, 7" handle	ETRRH738	70/100
1/2" drive, 10" handle	ETRRH1012	150/100
1/2" drive, 15" handle	ETRRH1512	320/100
3/4" drive, 19" handle	ETRRH1934	500/100
Sockets:		
3/8" Drive, deep set		
7/16"	ETDS7/1638	11/100
1/2"	ETDS1/238	10/100
9/16"	ETOS9/1638	16/100
5/8"	ETDS5/838	20/100
11/16"	ETDS11/1638	22/100
3/4"	ETDS3/438	28/100
13/16"	ETDS13/1638	30/100
7/8"	ETDS7/838	37/100
1/2" Drive, deep set		
7/16"	ETDS7/1612	23/100
1/2"	ETDS1/212	29/100
9/16"	ETDS9/1612	29/100
11/16"	ETDS11/1612	30/100
13/16"	ETDS13/1612	44/100
7/8"	ETDS7/812	51/100
15/16"	ETOS15/1612	58/100
1-1/16"	ETDS1&1/1612	80/100
1-1/8"	ETDS11/812	81/100
3/4" Drive, deep set		
1-1/4"	ETDS11/434	118/100
1-5/16"	ETDS15/1634	123/100
1-7/16"	ETDS17/1634	140/100
1-1/2"	ETDS11/234	174/100
1-5/8"	ETDS15/834	212/100
Socket Adapters:		
To convert 3/8" to 1/2"	ETSADAP38/122	13/100
To convert 1/2" to 3/8"	ETSADAP12/38	15/100
To convert 1/2" to 3/4"	ETSADAP12/34	31/100
To convert 3/4" to 1/2"	ETSADAP34/12	44/100

Screwdrivers



Description	Part Number	Weight
Light blade, cabinet tip, 6" blade, 3/16" diameter, 9-1/16" length	ETSD3/16	15/100
Square blade, standard tip, 6" blade, 5/16" diameter, 10" length	ETSD5/16	30/100

Hammers



Description	Part Number	Weight
Ball peen hammer, 40 oz., 16" length, hickory handle	ETHAM40	3
Sledge hammer double face, 8 lbs. 32" handle 2-1/4" face	ETDFS8	8