




Anchor Shackles, Round Pin



Description	Part Number	Weight
3/8" (1 ton safe working load)	3/8S	25/100
1/2" (2 ton safe working load)	1/2S	70/100
5/8" (3-1/4 ton safe working load)	5/8S	150/100
3/4" (4-3/4 ton safe working load)	3/4S	232/100
7/8" (6-1/2 ton safe working load)	7/8S	340/100
1" (8-1/2 ton safe working load)	1S	500/100
1-1/8" (9-1/2 ton safe working load)	11/8S	700/100
1-1/4" (12 ton safe working load)	11/4S	975/100

Turnbuckles - Hot Dip Galvanized




Description	Part Number	Weight
3/8"x6" Eye& Eye Turnbuckle (6,000 lbs. ultimate strength)	3/8TBE&E	1
3/8"x6" Eye & Jaw Turnbuckle (6,000 lbs. ultimate strength)	3/8TBE&J	1
1/2"x12" Eye & Eye Turnbuckle (11,000 lbs. ultimate strength)	1/2TBE&E	2
1/2"x12" Eye& Jaw Turnbuckle (11,000 lbs. ultimate strength)	1/2TBE&J	2
5/8"x12" Eye & Jaw Turnbuckle (17,500 lbs. ultimate strength)	5/8TBE&J	4
3/4"x12" Eye & Jaw Turnbuckle (26,000 lbs. ultimate strength)	3/4TBE&J	5
7/8"x12" Eye & Jaw Turnbuckle (36,000 lbs. ultimate strength)	7/8TBE&J	8
1"x12" Eye & Jaw Turnbuckle (50,000 lbs. ultimate strength)	1TBE&J	11
1-1/4"x18" Eye& Jaw Turnbuckle (76,000 lbs. ultimate strength)	11/4x18TB	24
1-1/2"x18" Eye& Jaw Turnbuckle (107,000 lbs. ultimate strength)	11/2x18TB	35
1-3/4"x18" Eye& Jaw Turnbuckle (140,000 lbs. ultimate strength)	13/4x18TB	54

Eyebolt - Hot Dip Galvanized



Description	Part Number	Weight
5/8" x 18" Eye Bolt with nuts	260004P	2

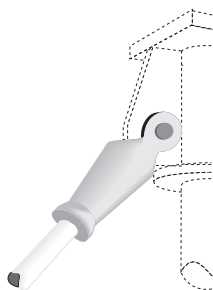
Guy Strain Insulators, Porcelain



Description	Part Number	Weight
Porcelain Guy Strain Insulator (10,000 lbs. ultimate strength)	502	1
Porcelain Guy Strain Insulator (12,000 lbs. ultimate strength)	504	1-1/2
Porcelain Guy Strain Insulator (20,000 lbs. ultimate strength)	506	3
Porcelain Guy Strain Insulator (33,000 lbs. ultimate strength)	559	5
Porcelain Guy Strain Insulator (42,000 lbs. ultimate strength) (special order only)	24369	4-1/2
Porcelain Guy Strain Insulator (57,000 lbs. ultimate strength) (special order only)	24213	7

To arrive at safe working load for insulators appropriate safety factor must be applied.

Insulators, 24 Feet Long



Description	Part Number	Weight
24' Fiberglass Insulator(15,000 lbs. ultimate strength) For use with 3/16" to 3/8" EHS guy wire	500288	20
24' Fiberglass Insulator(30,000 lbs. ultimate strength) For use with 3/16" to 1/2" EHS guywire	703288	34
24' Fiberglass Insulator(36,000 lbs. ultimate strength) For use with 3/16" to 9/16" EHS guy wire	360288	40
24' Fiberglass Insulator(80,000 lbs. ultimate strength) For use with 9/16" through 7/8" EHS guy wire	800288	60

To arrive at safe working load for insulators appropriate safety factor must be applied.